

PRAISE BOX

CATCH THEM BEING GOOD.

I'm really proud of the example you set today. Way to go!

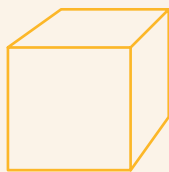
Your help today made all the difference. Thank you!

THE POWER OF PRAISE


While it's important to correct your child's negative behaviors, it's just as important to praise them for positive behavior. **Praise is one of the most powerful tools you can use to help your child understand that positive behavior is preferable to negative behavior.** But remember, it's much easier to notice and call out negative behavior, so you need to "catch them being good."

By doing this consistently, you can help your child understand how much fun it is to earn praise, and they will be motivated to continue to exhibit more and more positive behaviors.


MAKING YOUR PRAISE BOX



1. Take a box. Any type of box will do.



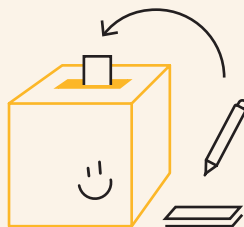
2. Have your child color and personalize their praise box.



3. Cut out a section of the box at top allowing for slips of paper to go through, similar to a Valentine's Day box.



4. Print page 2 from this PDF and cut at the lines.



5. Whenever you catch your child being good, write down your praise statement on one of the cards and put it in the box.



