

Clean All Sinks

1. Gently scrub sinks using sponge and cleanser.
2. Rinse and dry well.



Clean Bathtub and Sink

1. Remove washcloths, tub mat, shampoo, etc.
2. Scrub with bathroom scrub brush and cleanser.
3. Rinse well.
4. Dry with old towel.
5. Take washcloths to dirty clothes.
6. Replace tub mat, shampoo, etc.



Rake and Bag Leaves

1. Rake front yard.
2. Rake back yard.
3. Rake side of driveway.
4. Put leaves in bag.
5. Put rake in garage.
6. Put bags of leaves in garage.



Organize Garage

1. Roll up hoses and extension cords.
2. Organize shelves.
3. Make a corner for "junk" (anything we want hauled away).




Vacuum Kitchen Floor

1. Vacuum floor.
2. Make sure to vacuum under table, behind furniture, and all corners.
3. Put vacuum away.



Vacuum couch

1. Remove cushions from couch.
2. Vacuum both sides of cushions.
3. Put vacuum away.



Vacuum Car

1. Throw away all trash from the car.
2. Wipe dashboard with damp rag.
3. Remove floor mats.
4. Vacuum all carpeting, seats, rear deck, and upholstered surfaces on doors.
5. Vacuum floor mats & replace floor mats.
6. Put vacuum away and throw away used paper towels.




Sweep Garage

1. Find broom.
2. Sweep garage floor completely, removing all leaves.
3. Move anything on the floor and sweep under it, not just in front.
4. Place anything you moved back in its original location.
5. Take the dustpan and sweep up all leaves, dirt, etc.
6. Throw contents of dustpan in garbage.
7. Put broom and dustpan away.




Sweep Driveway, Porch, & Sidewalk

1. Sweep all grass, leaves, & dirt off of driveway, porch, & sidewalk.
2. Pick up any sticks and throw them in the trash. (Do not push them into the grass!)
3. Put broom away.




Sort Laundry

1. Put all dark clothes in a pile
2. Put all white clothes in a pile
3. Put all bright clothes in a pile
4. Put all pastel clothes in a pile




Sort Toys

1. Go through all toys and make a pile of any that we can donate to Salvation Army or Goodwill.
2. Organize other toys neatly.



Clean Garbage Cans

1. Fill all garbage cans with hot, soapy water.
2. Let the water soak for 15 minutes.
3. Pour out most of water and scrub inside of can with brush.
4. Hose can out to rinse.
5. Turn can upside down to dry.



Vacuum Floor

1. Pick up any toys, etc. from the floor.
2. Put everything that was picked up away.
3. Pick up rug.
4. Vacuum floor.
5. Be sure to vacuum behind furniture and in corners.
6. Put rug back down.
7. Put vacuum away.




Clean Kitchen Cabinets

1. Using a damp cloth, *gently* wipe the outside of kitchen cabinets.
2. Be sure to clean each door with the door open to get every edge.
3. Be careful not to spray cleaner on the food or dishes.
4. Use a chair or step-stool to reach the high cabinets.
5. Dry cabinets with a soft towel.
6. Look at cupboards. All evidence of fingerprints, food stains, and other marks should be gone. If not, re-do them.
7. Put away supplies.



Wash and Dry Spots off Silverware

1. Fill sink with hot, soapy water.
2. Remove all silverware from drawer.
3. Wash each piece well.
4. Rinse dry with clean towel.
5. Return silverware to drawer.



Wash and Dry Spots off Glasses

1. Remove all glasses from kitchen cabinets.
2. Fill sink with hot, soapy water.
3. Wash each glass in the sink.
4. Dry each glass with a clean towel.
5. Return glasses to cabinets.



Walk the Dog

1. Take the dog for a 20 minute walk (with the leash).
2. Put the leash away.



Clean Hall Closet

1. Remove everything from the hall closet
2. Wipe the shelves with a damp cloth.
3. Dry the shelves with a different cloth.
4. Organize the items on the shelves.
5. Fold and stack towels neatly.



Clean Computer Desk

1. Put away any disks, CDs, etc. laying out on top of desk.
2. Organize desk shelves and drawers.
3. Using a dry cloth, dust the top and sides of desk.
4. Using a dry cloth, dust the computer.
5. Put cloth away.



Clean Car Windows

1. Use Windex and paper towels to clean all spots off of car windows.
2. Clean the inside and outside of each window.
3. Clean the side mirrors.
4. Clean the headlights.



Clean Bathroom Floor

1. Remove rug.
2. Sweep or vacuum floor.
3. Fill bucket with soapy water.
4. Scrub bathroom floor with scrub brush.
5. Be sure to clean behind the toilet and in the corners of the room.
6. Dry the floor with an old towel.




Vacuum Stairs

1. Clean anything off the stairs by taking it to its proper place.
2. Get the vacuum.
3. Vacuum each step.
4. Get as much out of the corners as possible, even if it means using your hands. All fuzz, papers, and other junk should be gone!
5. Put vacuum away.



Brush the Dog

1. Using the dog brush, carefully brush the dog.
2. Be sure to brush the legs and tail.
3. Trim tangles carefully if they will not brush out.



Clean Refrigerator and Freezer

1. Remove everything from the fridge.
2. Wipe the shelves and sides with a clean, damp rag.
3. Dry the shelves and sides with a dry rag.
4. Replace and organize the food.
5. Repeat process for freezer.
6. Wipe the outside top and sides of fridge with a clean, damp rag.
7. Dry the outside of fridge with a clean, dry rag.




Wash the Pet's Dishes

1. Wash the pets' food and water dishes with soap and water in the kitchen sink.
2. Rinse dishes and sink out well.
3. Dry the dishes with a clean cloth.
4. Fill the water dish.
5. Fill the food dish.




Ironing

1. Set up ironing board.
2. Fill the iron with water.
3. Plug the iron in.
4. Press clothes neatly and hang on hangers.
5. Hang the clothes in the closet.




Dust Window Sills and Mini-Blinds

1. Using the duster, dust all window sills.
2. Using the duster, dust all mini-blinds.
3. Put the duster away.



Dust Vents and Baseboards

1. Get on your hands and knees and wipe all vents with a damp cloth.
2. Wipe all baseboards with a damp cloth.



Clean Your Desk

1. Remove all papers from the top and inside of desk.
2. Sort through papers.
3. Throw away any trash.
4. Place papers to keep neatly in the desk.
5. Dust the top and sides of the desk.



Clean Toilets

1. Remove toilet seat cover and all items on the back of the toilet.
2. Put toilet bowl cleaner inside the bowl and under the rim.
3. Let the cleaner set for 10 minutes.
4. Scrub the inside of the toilet and under the rim with the toilet brush.
5. Flush toilet.
6. Spray outside of toilet with bathroom cleaner and wipe with paper towels.
7. Be sure to clean the bottom of the toilet and the floor around the toilet.
8. Replace the toilet seat cover and other items.



Clean Your Closet

1. Organize clothes on shelves.
2. Vacuum the floor of the closet.
3. Wipe off the top shelf.
4. Move any toys or books.
5. Put vacuum away.



Clean Bathroom Closet

1. Take everything out that is on the floor.
2. Dust each shelf and straighten items on each shelf as you dust. You will need to rearrange where some of the items are kept (for example, put all shoe polishes together).
3. Make a pile of things you think should be thrown away. I will check through them later.
4. Re-fold towels, etc. if necessary as you rearrange the shelves. Take out toys or games that are not used anymore to add to pile #3.
5. Sweep floor very well; wash it if necessary
6. Put everything away. Ask me if you don't know where something goes.



Clean Kitchen Spice Shelf

1. Take everything off of the shelf and put it on the table.
2. Sort the items on the table. Put all the flavorings together, all the spices together, all candies, sprinkles, etc.
3. Using a damp dishrag, wash off any cans or jars that are sticky.
4. Wash the shelf very well.
5. Put all items back on the shelf by group. Less used items go in the back. Those that are used a lot should be the easiest to reach.



Scrub Bathroom

1. Find tub and tile cleaner and sponge.
2. Fill the sink with soapy water.
3. Let the soap dish soak in the soapy water.
4. Move the curtain out of the tub.
5. Using the cleaner and sponge, start at the top of the tub and clean the dust off the edge. Rinse sponge as you go.
6. Spray the wall, one panel at a time.
7. Let the spray soak for a few minutes before scrubbing.
8. Scrub walls and rinse, if necessary.
9. Spray and scrub the bathtub. Rinse.
10. Clean faucet and spout and rinse.
11. Put all cleaning supplies away.



Wash Windows

1. Find glass cleaner and paper towels.
2. Spray glass, wash with 1 paper towel, dry with a second.
3. Complete the outside of the window first.
4. Be sure to wipe off all streaks.
5. Repeat on the inside of the window.
6. Check for streaks or smudges. Use extra paper towels to get those off. Rub until no marks are left.
7. Throw away used paper towels.



Pull Weeds

1. Pull all weeds from side of driveway, around bushes, and front of house.
2. Put the pulled weeds in yard bags.
3. Put the yard bags in the garage.



Mop Kitchen Floor

1. Fill the sink with hot water and soap.
2. Pick up the rugs, dog dishes, etc.
3. Ring out the mop and mop the entire floor.
4. Dry the floor with an old towel.
5. Put the mop away.
6. Rinse the sink.



Clean Your Dresser

1. Remove all items from top of dresser.
2. Dust the top of the dresser.
3. Put all items back neatly.
4. Remove all items from dresser drawers.
5. Throw trash away.
6. Put toys and games away.
7. Put all clothing away neatly.
8. Call parent to check.

